

**3A Medical Products Co. Ltd, Yu An
Industrial Park, 230001 Liu An. PR
China**

Your notice of
17-03-2020

Your reference

Date
03-04-2020

Analysis Report 20.01605.03


Required tests :

EN 14683 (2019) + AC (2019)	EN 14683 - annex B (2019) + AC (2019)	Bacterial filtration efficiency
EN 14683 (2019) + AC (2019)	ISO 22609 (2004)	Medical face masks - Splash Test
EN 14683 (2019) + AC (2019)	EN 14683 - annex C (2019) + AC (2019)	Medical face masks - Breathability (differential pressure)
EN 14683 (2019) + AC (2019)	EN 14683 - §5.2.5 (2019) AC (2019)	Microbial cleanliness on masks

Identification number	Information given by the client	Date of receipt
T2006058	REF 2001 Lot 202001202	17-03-2020

Sylvie Niessen
Order responsible

This report may be reproduced, as long as it is presented in its entire form, without written permission of Centexbel.
The results of the analysis cover the received samples. Centexbel is not responsible for the representativeness of the samples.
In assessing compliance with the specifications, we did not take into account the uncertainty on the test results.



Reference: T2006058 - REF 2001
Lot 202001202

Bacterial filtration efficiency

Date of ending the test	25-03-2020
Standard used	EN 14683 - annex B (2019) + AC (2019)
Product standard	EN 14683 (2019) + AC (2019)
Mask description	3 layers/ 18gsm SPP white/ 25gsm/meltex/ 22gsm SPP blue
Number of tested masks :	5
BFE Area tested :	$\pm 49 \text{ cm}^2$
Masks conditioning :	$21 \pm 5^\circ\text{C}$ and $85 \pm 5\% \text{ RH}$
Side of the mask in contact with the bacterial challenge :	Inner side
Challenge bacterial strain used :	<i>Staphylococcus aureus</i> ATCC6538
Bacterial challenge per test :	1700 - 3000 CFU
Total test time :	1 min. delivering challenge + 1 min. without challenge (air flow continuing)
Flow rate :	28.3 l/min.
Positive control	Tests performed with no filter material in the air stream
Negative control	Test performed without challenge



Results

B = Bacterial filtration efficiency (%)

$$B = \frac{(C - T)}{C} \times 100$$


With C = mean of the total plate counts for the positive control runs
 T = total count for the tested mask

# Mask	B (%)
1	99.9
2	99.2
3	99.8
4	99.9
5	99.8

Mean particle size of the bacterial challenge aerosol : 2.9 µm

Controls

Mean positive controls 2636 CFU
 Negative control < 1 CFU



Reference: T2006058 - REF 2001
Lot 202001202

Medical face masks - Splash Test

Date of ending the test	26-03-2020
Standard used	ISO 22609 (2004)
Product standard	EN 14683 (2019) + AC (2019)
Mask description	3 layers/ 18gsm SPP white/ 25gsm/meltex/ 22gsm SPP blue
Number of tested masks :	32
Blood surface tension	42 ± 2 dynes/cm
Volume of the delivered blood	2 ml
Distance "canula-mask"	30 ± 1 cm
Side of the mask "impacted"	Outer side
Masks conditioning :	21 ± 5°C and 85 ± 5% RH

Results

Blood pressure tested 16.0 kPa


Controls

Blood visualisation on the mask	OK
Calibration procedure	OK
Control of the blood volume delivered (2 ml)	
- before the test :	OK
- after 16 masks :	OK
- after 32 masks :	OK



Results obtained on the set of masks

# Mask	Results : pass / fail
1	Pass
2	Pass
3	Pass
4	Pass
5	Pass
6	Pass
7	Pass
8	Pass
9	Pass
10	Pass
11	Pass
12	Pass
13	Pass
14	Pass
15	Pass
16	Pass
17	Pass
18	Pass
19	Pass
20	Pass
21	Pass
22	Pass
23	Pass
24	Pass
25	Pass
26	Pass
27	Pass
28	Pass
29	Pass
30	Pass
31	Pass
32	Pass



Summary P = 16.0 kPa

Number of "Pass" masks	Number of "Fail" masks
32	0

Pass = no blood detected on the observed side

Fail = blood detected on the observed side

In agreement with the customer the number of tested mask has been determined based on a single sampling plan providing an AQL of 4 % (acceptable quality limit).

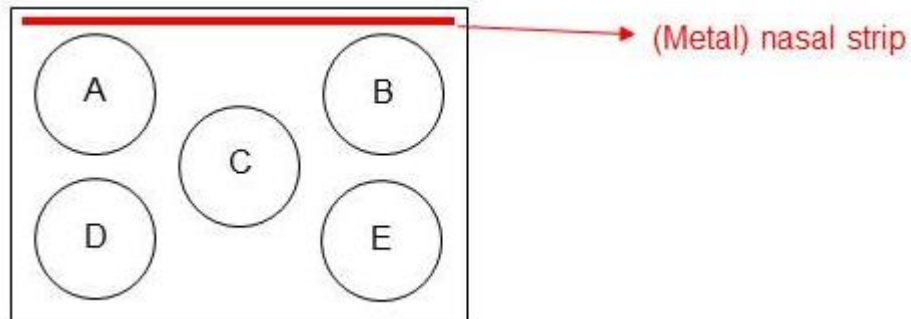
If 29 masks or more over 32 obtain a "Pass" result the 4% AQL is reached.

Reference: T2006058 - REF 2001
Lot 202001202

Medical face masks - Breathability (differential pressure)

Date of ending the test	24-03-2020
Standard used	EN 14683 - annex C (2019) + AC (2019)
Product standard	EN 14683 (2019) + AC (2019)
Mask description	3 layers/ 18gsm SPP white/ 25gsm/meltex/ 22gsm SPP blue
Number of tested masks :	5
Number of areas per mask	5 (see figure)
Dimension of the areas :	Disc whose diameter is 2.5 cm
Surface areas :	4.9 cm ²
Flow rate :	8 l/min.
Direction of the air flow :	From the inside of the mask to the outside
Masks conditioning :	21 ± 5°C and 85 ± 5% RH

Figure : Distribution of the areas in the mask





Results

ΔP

	Mask 1	Mask 2	Mask 3	Mask 4	Mask 5
Area A	52.6	23.0	52.6	35.2	40.3
Area B	51.1	30.6	59.1	39.7	39.7
Area C	53.0	34.8	45.4	43.4	38.3
Area D	46.7	35.7	48.1	44.2	41.4
Area E	44.2	29.7	39.5	39.7	41.4
Average ΔP (Pa/cm²)	49.5	30.8	48.9	40.4	40.2

Reference: T2006058 - REF 2001
Lot 202001202

Microbial cleanliness on masks

Date of ending the test 30-03-2020
Standard used EN 14683 - §5.2.5 (2019) AC (2019)
Product standard EN 14683 (2019) + AC (2019)

Number of tested masks 5
Extraction liquid Peptone 1g/l, NaCl 5g/l & Tween 20 2g/l
Extraction volume 300 ml
Extraction time 5 min.
Counting technique Membrane filtration
Filtration volume 100 ml
Culture media TSA (Tryptic Soy Agar)
SDA (Sabouraud Dextrose Agar with chloramphenicol)

Incubation conditions 3 days at 30°C (TSA)
7 days at 20-25°C (SDA)

Results

# Mask	Mask weight (g)	CFU*/mask		Microbial cleanliness	
		<i>Aerobic microbial count (bacteria)</i>	<i>Fungi count (SDA)</i>	Σ CFU/mask	Σ CFU/g
1	4.25	33	<3	< 36	< 9
2	4.22	3	<3	< 6	< 2
3	4.33	3	<3	< 6	< 2
4	4.35	36	<3	< 39	< 9
5	4.37	3	<3	< 6	< 2